

Instruction

TELECO I-LIKE REMOTE CONTROL

Technical features:

Number of channels: 2 (TVTXE868A02) / 4 (TVTXE868A04)

Frequency: 868,3 MHz

Power supply: 3 V, lithium battery type CR2032

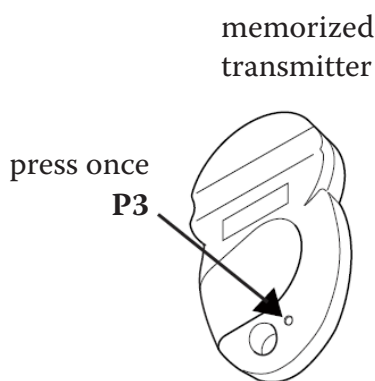
Operating temperature: -10°C +55°C

Dimensions: 65x35x14 mm

Programming of your new remote control:

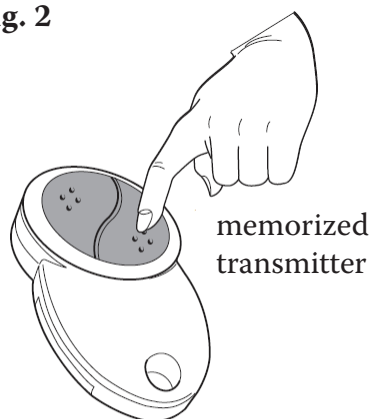
1. Press the button P3 of memorized transmitter, the buzzer **in your receiver** will sound continuously (fig. 1).
2. Press within 5 seconds a channel which is already present in the memory of the receiver. The buzzer **in your receiver** will interrupt the sound for 1 sec, and then carry on for 5 seconds (fig. 2).
3. On your new remote control transmit the channel to be memorized. Once memorized the buzzer **in your receiver** will sound intermittently, release the push button (fig. 3).
4. Your new remote control is now programmed.

Fig. 1



PRP: Beeeeeep

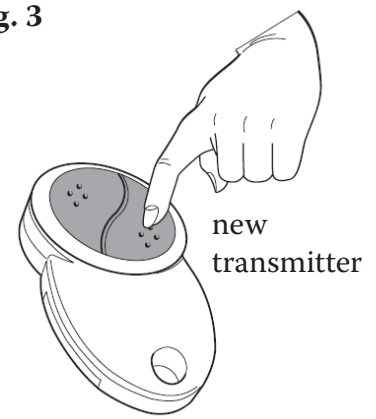
Fig. 2



1 sec.

PRP: Beeeeeep

Fig. 3



PRP: Beep...Beep...Beep..